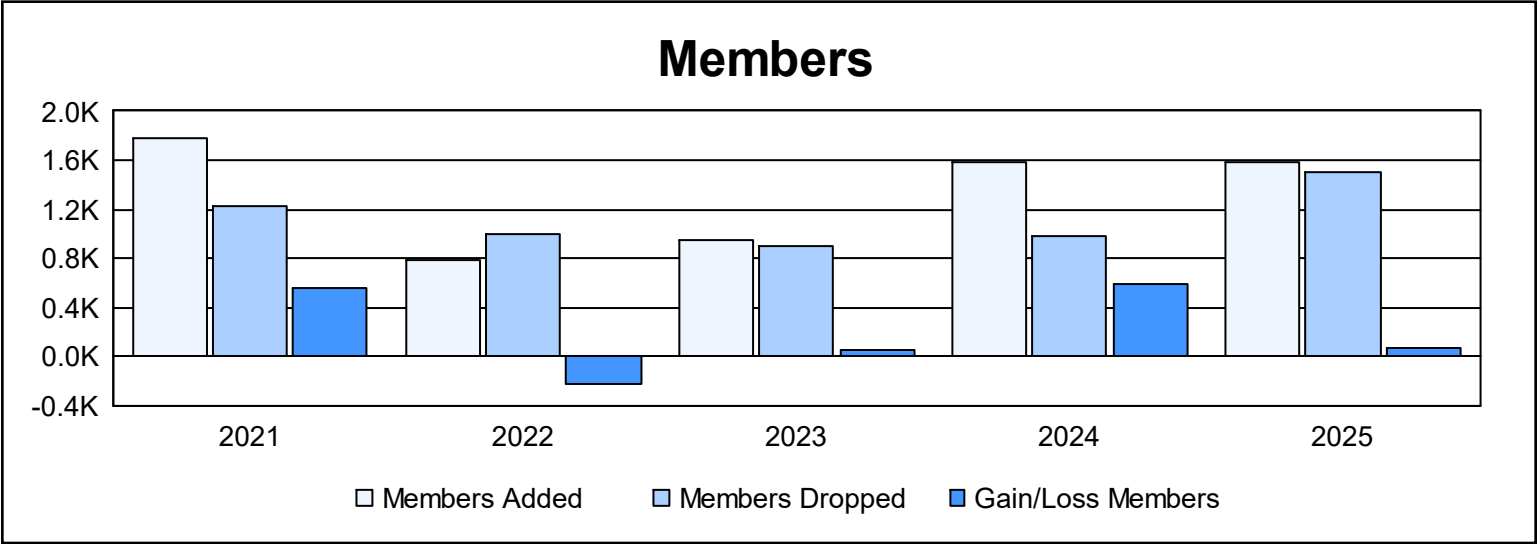
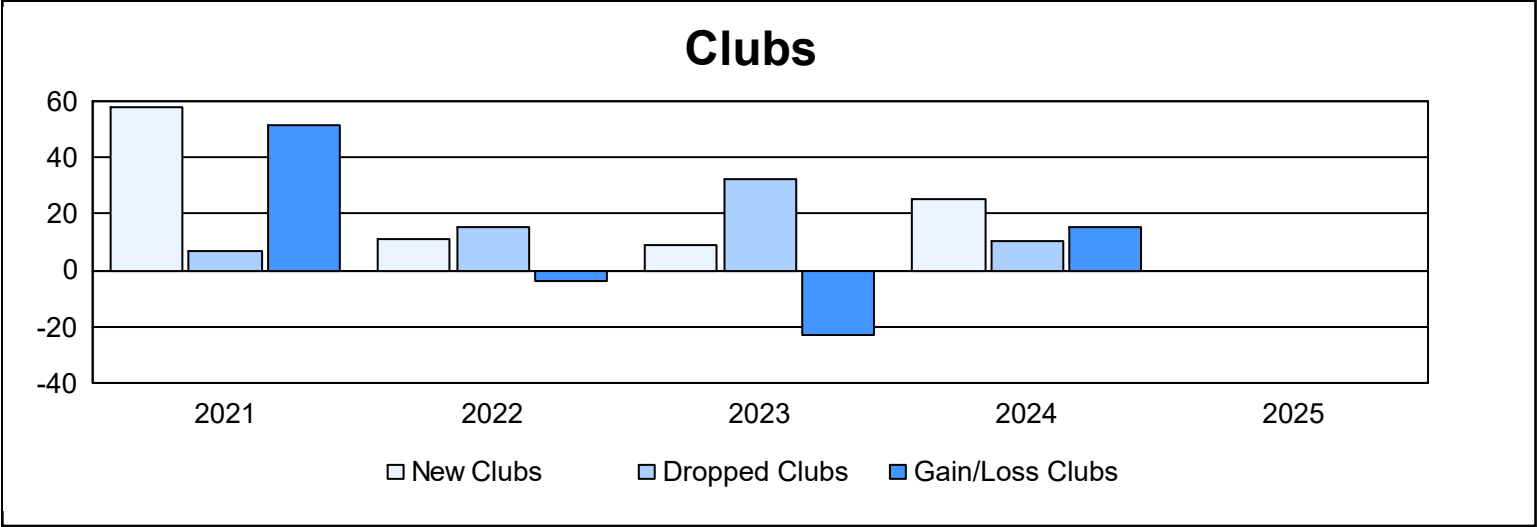
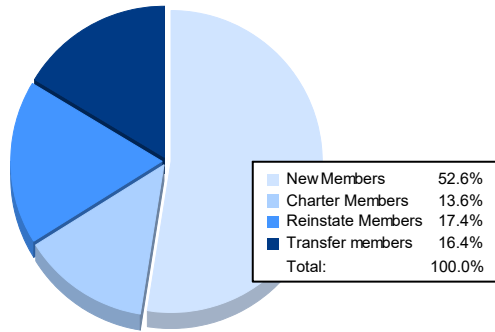


Year	New Clubs	Dropped Clubs	Gain/ Loss Clubs	New Members	Charter Members	Reinstate Members	Transfer Members	Total Member Added	Total Members Dropped	Gain/ Loss Members
2020-2021	58	7	51	418	1,342	15	3	1,778	1,228	550
2021-2022	11	15	-4	443	292	38	8	781	1,005	-224
2022-2023	9	32	-23	491	399	43	10	943	894	49
2023-2024	25	10	15	782	681	72	41	1,576	981	595
2024-2025				829	214	275	259	1,577	1,508	69
Average	26	16	10	593	586	89	64	1,331	1,123	208



### Membership Composition June 2025 Cumulative



### Gender Composition June 2025 Cumulative

